

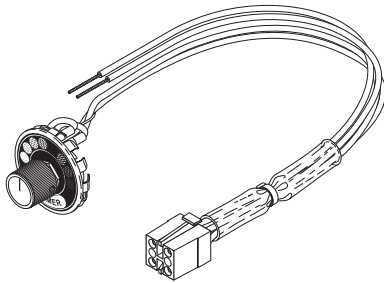


# New parts to fit Pelton & Crane LFII and LFIII Series Dental Lights!

**RPI Part #PCA680**  
**OEM Part #001072**

**DIMMER SWITCH ASSEMBLY**

- Includes: Knob (RPI Part #BUK042)
- Fits:** Post Knuckle Assembly
- Models:** LFIIT, LFIIT-D, LFIIT & LFIIT-D



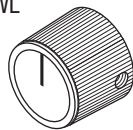
**RPI Part #BUK042**  
**OEM Part #33 22 646 & 015408**

**DIMMER/SENSITIVITY KNOB**

- Shaft size: 1/4" dia.
- Includes: Set screws
- Also included in: Dimmer Switch Assembly (RPI Part #PCA680)

**Fits:** Dimmer Switch Assembly and Dimmer Switch

**Models:** LFII, LFIIC, LFIIC-D, LFIIL, LFIIT, LFIIT-D, LFIIW, LFIIW (2), LFIIW (3), LFIIL, LFIIC, LFIICB, LFIIC-D, LFIIS, LFIISE, LFIIT, LFIIT-D & LFIILWL



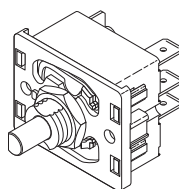
**RPI Part #PCS681**  
**OEM Part #3321820 & 013553**

**DIMMER SWITCH**

- 3 position
- 15A @ 125VAC
- 1/2" bushing mount
- 1/4" tabs
- Includes: Mounting hardware
- Also available: Dimmer/Sensitivity Knob (RPI Part #BUK042)

**Fits:** Rear Arm

**Models:** LFII, LFIIC, LFIIC-D, LFIII, LFIIC, LFIIC-D & LFIICB



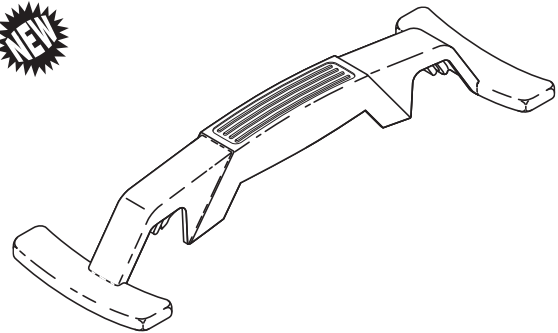
**RPI Part #PCA805**  
**OEM Part #33 21 838**

**HANDLE ASSEMBLY**

- Material: Off white plastic
- Snaps onto Light Head and is easily removable

**Fits:** Light Head Assembly

**Models:** All LFII & LFIII models



**SERVICE TIP** - If this is your first time servicing or replacing any or all of the following parts, it is recommended that you order or download from our website ([www.rpiparts.com](http://www.rpiparts.com)) a **FREE** copy of the "INSTRUCTIONS FOR THE REPLACEMENT OF GAS OR MECHANICAL SPRING" (RPI Part #PCA700INS) and the "RPI Exploded View of the LFII Lights" (RPI Part #EXP001). These handy work tools will assist you with your servicing or repairing of the equipment.

**RPI Part #PCA698**  
**OEM Part #001068**

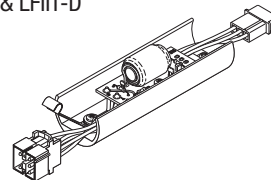
**DIMMER CIRCUIT ASSEMBLY**

- Includes: Insulator sheet
- Fits:** Column Assembly of Standard Trolley Assembly (OEM Part #001032) and Standard Dual Trolley Assembly (OEM Part #001319)

**Models:** LFIIT & LFIIT-D



See **SERVICE TIP** above



**RPI Part #PCA794**  
**OEM Part #045782**

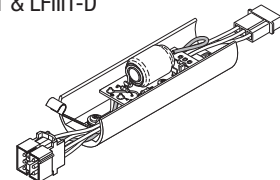
**DIMMER CIRCUIT ASSEMBLY**

- Includes: Insulator sheet
- Fits:** Column Assembly of Standard Trolley Assembly (OEM Part #001032) and Standard Dual Trolley Assembly (OEM Part #001319)

**Models:** LFIIT & LFIIT-D



See **SERVICE TIP** above



**SERVICE TIP** - Wire Harness Extensions (RPI Part #'s PCH798 and PCH799) can be connected to each other to accommodate various operatory ceiling heights.

**RPI Part #PCH798**  
**OEM Part #001295**

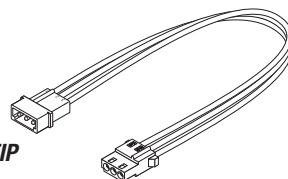
**WIRE HARNESS EXTENSION**

- ~11" lg.
- Also available: 23" long version Wire Harness Extension (RPI Part #PCH799)
- Fits:** Standard Trolley Assembly (OEM Part #001032) and Standard Dual Trolley Assembly (OEM Part #001319)

**Models:** LFIIT, LFIIT-D, LFIIT & LFIIT-D



See **SERVICE TIP** above



**RPI Part #PCH799**  
**OEM Part #001298**

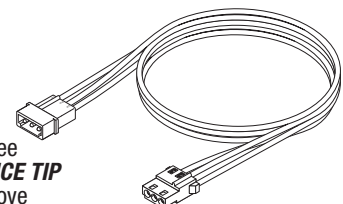
**WIRE HARNESS EXTENSION**

- ~23" lg.
- Also available: 11" long version Wire Harness Extension (RPI Part #PCH798)
- Fits:** Standard Trolley Assembly (OEM Part #001032) and Standard Dual Trolley Assembly (OEM Part #001319)

**Models:** LFIIT, LFIIT-D, LFIIT & LFIIT-D



See **SERVICE TIP** above



**replacement parts industries, inc.**

CALL (800) 221-9723 • FAX (818) 882-7028 • EMAIL [order@rpiparts.com](mailto:order@rpiparts.com) • WEBSITE [www.rpiparts.com](http://www.rpiparts.com)

The above parts are manufactured by Replacement Parts Industries, Inc. to fit Pelton & Crane equipment. All product names used in this document are trademarks or registered trademarks of their respective holders. Show 04/12

# Dental Equipment

Models: LFII & LFIII Series



## RPI Part #PCK803

OEM Part #051077 (Silver)  
& 054866LG (Grey)

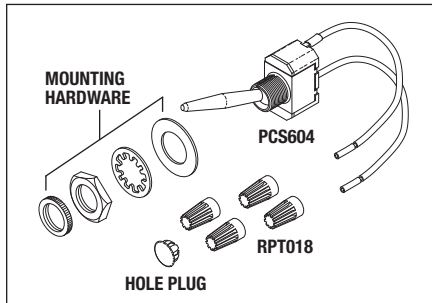


### SENSOR CONVERSION KIT

- Converts LFIII Touchless Sensor (OEM Part #052157) to manually operated On/Off
- 15A @ 125VAC; SPST
- Toggle with 1-1/2" lg. Bat Handle
- Includes all parts as shown

Fits: Yoke Assembly

Models: LFIII, LFIIIC, LFIIIC-D, LFIIIL, LFIIIT, LFIIIT-D, LFIIIW & LFIIIW-D



## RPI Part #PCS604

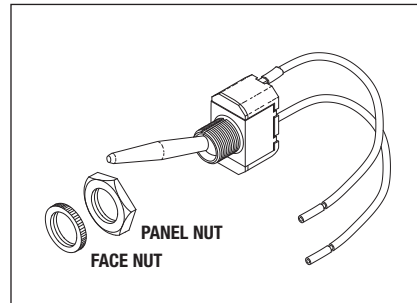
OEM Part #3321853  
& 007096

### POWER SWITCH

- 15A @ 125VAC; SPST
- Toggle with 1-1/2" lg. Bat Handle
- Includes all parts as shown
- Also included in: Sensor Conversion Kit (RPI Part #PCK803)

Fits: Switch Plate

Models: All LFII models



## RPI Part #PCS804

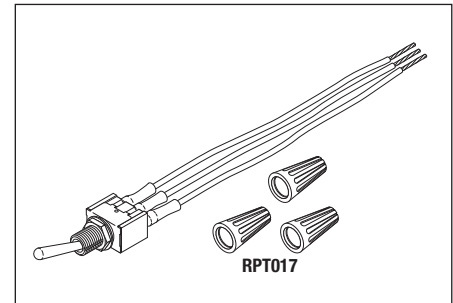
OEM Part #014R379

### SWITCH (INTENSITY)

- 6A @ 125VAC; SPDT; On/Off/On
- Includes all parts as shown

Fits: Yoke Assembly

Models: LFIII, LFIIIC, LFIIICB, LFIIIC-D, LFIIIS, LFIIISE, LFIIIT, LFIIIT-D & LFIIIW



## RPI Part #PCC801

OEM Part #33 35 275

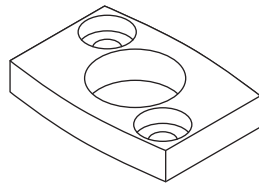


### BEARING CAP

- Material: Aluminum **Not Painted**
- Part is primed and ready to paint
- Also available: Flat Head Hex Socket Cap Screw (RPI Part #RPH212)

Fits: Drop Down Arm

Models: LFIIIC, LFIIIC-D, LFIIIT, LFIIIT-D, LFIIIW, LFIIIC, LFIIICB, LFIIIC-D, LFIIIT & LFIIIT-D



**READY TO PAINT!**

## RPI Part #RPH212

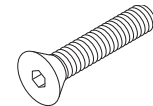
OEM Part #33 24 170 & 090713

### FLAT HEAD HEX SOCKET CAP SCREW

- 12 per package
- Material: Black alloy steel
- Size: #10-24 x 3/4" lg.

Fits: Drop Knuckle to Drop Down Arm

Models: LFIIIC, LFIIIC-D, LFIIIT, LFIIIT-D, LFIIIW(2), LFIIIC, LFIIICB, LFIIIC-D, LFIIIT & LFIIIT-D



## RPI Part #PCI806

OEM Part #0460300DW, 0446300LG & 46300PWT

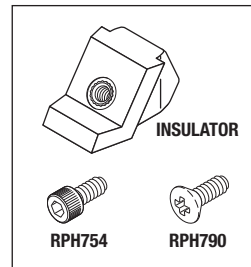


### INSULATOR

- Material: White plastic
- Includes all parts as shown

Fits: Metal Handle to Yoke

Models: LFIII, LFIIIC, LFIIICB, LFIIIC-D, LFIIIS, LFIIISE, LFIIIT, LFIIIT-D & LFIIIW



## RPI Part #PCI652

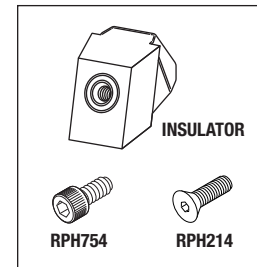
OEM Part #015565

### INSULATOR

- Material: Black plastic
- Includes all parts as shown

Fits: Metal Handle to Yoke

Model: LFII



## RPI Part #RPH754

OEM Part #94 41 403




### SCREW (#10-24 x .375 lg)

- 25 per package
- Material: Stainless steel
- Size: #10-24 x .375" lg. Socket Head Cap Screw
- Also Included in: Insulator (RPI Part #PCI806)

Fits: Insulator

Models: LFIII, LFIIIC, LFIIICB, LFIIIC-D, LFIIIS, LFIIISE, LFIIIT, LFIIIT-D & LFIIIW



## RPI Part #RPH790

OEM Part #33 23 115

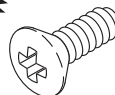


### SCREW (#10-24 x .500 lg)

- 25 per package
- Material: Stainless Steel
- Size: #10-24 x .500" lg. Oval Head Phillips
- Also Included in: Insulator (RPI Part #PCI806) and Insulator (RPI Part #PCI652)

Fits: Insulator

Models: LFII, LFIIIC, LFIIIC-D, LFIIIL, LFIIIT, LFIIIT-D, LFIIW, LFIIW (2), LFIIW (3), LFIIIC, LFIIICB, LFIIIC-D, LFIIIS, LFIIISE, LFIIIT, LFIIIT-D & LFIIIW



## RPI Part #RPH214

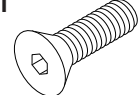
OEM Part #3323115 & 090191

### FLAT HEAD HEX SOCKET CAP SCREW

- 12 per package
- Material: Black alloy steel
- Size: #10-24 x .500" lg.
- Also Included in: Insulator (RPI Part #PCI652)

Fits: Insulator, Front Arm Assembly and Rear Arm

Models: LFII, LFII, LFIIW(3), LFIIIC, LFIIIT, LFIIICB & LFIIIT-D



## SERVICE TIP

If this is your first time servicing or replacing any or all of the following parts, it is recommended that you order or download from our website ([www.rpiparts.com](http://www.rpiparts.com)) a **FREE** copy of the "INSTRUCTIONS FOR THE REPLACEMENT OF GAS OR MECHANICAL SPRING" (RPI Part #PCA700INS) and the "RPI Exploded View of the LFII Lights" (RPI Part #EXP001). These handy work tools will assist you with your servicing or repairing of the equipment.



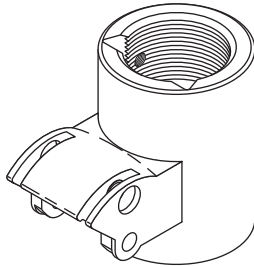
**RPI Part #PCK800**  
**OEM Part #33 24 501**

### POST KNUCKLE ASSEMBLY

- Material: Aluminum **Not Painted**
- Part is primed and ready for paint
- Includes: Installed bushings
- Also available: Post Knuckle Hardware Kit (RPI Part #PCK807)

**Fits:** Rear Arm Adapter  
**Models:** LFII, LFII-D, LFIII & LFIII-D

**READY TO PAINT!**

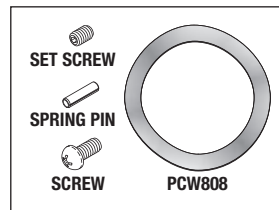


**RPI Part #PCK807**  
**OEM Part #33 24 105** (Wave Washer Only),  
**090959** (Set Screw Only), **33 24 154** (Screw Only)  
& **30 05 001** (Spring Pin Only)

### POST KNUCKLE HARDWARE KIT

- Includes all parts as shown
- Also available: Post Knuckle Assembly (RPI Part #PCK800)

**Fits:** Post Knuckle Assembly  
**Models:** LFII, LFII-D, LFIII, LFIII-D, LFIIIT & LFIIIT-D




**RPI Part #PCW808**  
**OEM Part #33 24 105**

### WAVE WASHER

- 5 per package
- Material: Spring steel
- Size: 1.400" ID x 1.777" OD x .013" thk
- Also included in: Post Knuckle Hardware Kit (RPI Part #PCK807)
- Also available: Post Knuckle Assembly (RPI Part #PCK800)

**Fits:** Post Knuckle Assembly  
**Models:** LFII, LFII-D, LFIII, LFIII-D, LFIIIT & LFIIIT-D



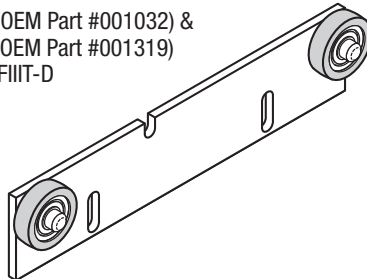
**RPI Part #PCA795**  
**OEM Part #33 24 329**



### GUIDE PLATE ASSEMBLY

- Material: Zinc plated steel
- Each Trolley Assembly requires (2) Guide Plate Assemblies (RPI Part #PCA795)
- Includes: (2 pcs each) Dowel Pin (RPI Part #RPP750) and Roller (RPI Part #PCR796)

**Fits:** Standard Trolley Assembly (OEM Part #001032) & Standard Dual Trolley Assembly (OEM Part #001319)  
**Models:** LFII, LFII-D, LFIII & LFIII-D



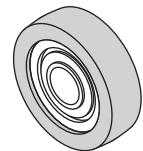
**RPI Part #PCR796**  
**OEM Part #33 24 451**



### ROLLER

- Material: Plastic tread over stainless steel ball bearing
- Size: .250" ID x .896" OD x .250" thk
- Also included in: Guide Plate Assembly (RPI Part #PCA795)

**Fits:** Guide Plate Assembly, Standard Trolley Assembly (OEM Part #001032) & Standard Dual Trolley Assembly (OEM Part #001319)  
**Models:** LFII, LFII-D, LFIII & LFIII-D



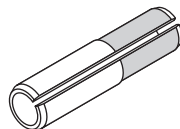
**RPI Part #PCP797**  
**OEM Part #33 24 345**



### SPIRAL PIN

- 10 per package
- Material: Zinc plated steel
- Size: .250" dia. x 1.00" lg.
- Also available: Roller (RPI Part #PCR796)

**Fits:** Standard Trolley Assembly (OEM Part #001032) & Standard Dual Trolley Assembly (OEM Part #001319)  
**Models:** LFII, LFII-D, LFIII & LFIII-D



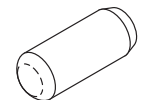
**RPI Part #RPP750**  
**OEM Part #001384**



### DOWEL PIN

- 2 per package
- Material: Hardened steel
- Size: .250" dia. x .625" lg.
- Also included in: Guide Plate Assembly (RPI Part #PCA795)

**Fits:** Guide Plate Assembly, Standard Trolley Assembly (OEM Part #001032) & Standard Dual Trolley Assembly (OEM Part #001319)  
**Models:** LFII, LFII-D, LFIII & LFIII-D





**replacement parts industries, inc.**

20338 Corisco Street • Chatsworth, California • 91311

PRESORTED STANDARD  
U.S. POSTAGE PAID  
VAN NUYS, CA  
PERMIT NO. 2399

ADDRESS SERVICES REQUESTED

**New parts to fit  
Pelton & Crane  
LFII and LFIII Dental Lights!**

**List of parts included in this flyer to fit  
Pelton & Crane LFII and LFIII Series Dental Lights!**

RPI PART #	OEM PART #	DESCRIPTION	LFII SERIES						LFIII SERIES												
			LFII	LFII-C	LFII-D	LFII	LFII-T	LFII-D	LFIIW (2)	LFIIW (3)	LFIII	LFIII-C	LFIII-D	LFIII	LFIII-S	LFIII-E	LFIII-T	LFIII-D	LFIIIW	LFIIIW-D	LFIIIWL
BUK042	33 22 646 & 015408	DIMMER/SENSITIVITY KNOB	•	•	•	•	•	•	•	•	•	•	•	•	•	•	•	•	•	•	•
PCA680	001072	DIMMER SWITCH ASSEMBLY					•	•													
PCA698	001068	DIMMER CIRCUIT ASSEMBLY					•	•													
PCA794	045782	DIMMER CIRCUIT ASSEMBLY																			
PCA795	33 24 329	GUIDE PLATE ASSEMBLY					•	•													
PCA805	33 21 838	HANDLE ASSEMBLY	•	•	•	•	•	•	•	•	•	•	•	•	•	•	•	•	•	•	•
PCC801	33 35 275	BEARING CAP	•	•			•	•			•	•					•	•			
PCH798	001295	WIRE HARNESS EXTENSION					•	•													
PCH799	001298	WIRE HARNESS EXTENSION					•	•													
PCI652	15565	INSULATOR	•																		
PCI806	0460300DW, 0446300LG & 46300PWT	INSULATOR									•	•	•			•	•	•			•
PCK800	33 24 501	POST KNUCKLE ASSEMBLY					•	•													
PCK803	051077 (Silver) & 054866LG (Grey)	SENSOR CONVERSION KIT										•	•		•	•	•	•			
PCK807	090959 (Set Screw Only), 30 05 001 (Spring Pin Only), 33 24 105 (Wave Washer Only) & 33 24 154 (Screw Only)	POST KNUCKLE HARDWARE KIT	•	•			•	•				•	•				•	•			
PCP797	33 24 345	SPIRAL PIN (10/pkg)					•	•													
PCR796	33 24 451	ROLLER					•	•													
PCS604	3321853 & 007096	POWER SWITCH	•	•	•	•	•	•	•	•											
PCS681	3321820 & 013553	DIMMER SWITCH	•	•							•	•	•								
PCS804	014R379	SWITCH (INTENSITY)									•	•	•		•	•	•	•			•
PCW808	33 24 105	WAVE WASHER (5/pkg)		•	•		•	•			•	•									
RPH212	33 24 170 & 090713	FLAT HEAD HEX SOCKET CAP SCREW (12/pkg)		•	•		•	•			•	•	•								
RPH214	3323115 & 090191	FLAT HEAD HEX SOCKET CAP SCREW (12/pkg)	•		•						•	•	•								
RPH754	94 41 403	SCREW (#10-24 x .375 lg) (25/pkg)									•	•	•		•	•	•	•			•
RPH790	33 23 115	SCREW (#10-24 x .500 lg) (25/pkg)	•	•	•	•	•	•	•	•	•	•	•		•	•	•	•			
RPP750	001384	DOWEL PIN (2/pkg)					•	•													

Visit our website [www.rpiparts.com](http://www.rpiparts.com) for a complete list of parts to fit Pelton & Crane LFII & LFIII Dental Lights!



**replacement parts industries, inc.**

CALL (800) 221-9723 • FAX (818) 882-7028 • EMAIL [order@rpiparts.com](mailto:order@rpiparts.com) • WEBSITE [www.rpiparts.com](http://www.rpiparts.com)