
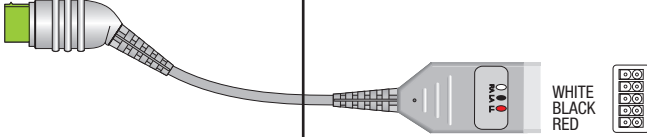

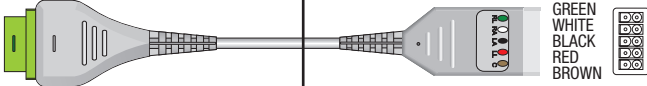


DUAL/SHIELDED PATIENT CABLES TO FIT GE MULTI-LINK®

RPI PART #	DESCRIPTION	# OF LEADS	LENGTH	EQUIPMENT END	PATIENT END	SUGGESTED LEADWIRE KITS
KCD033	PATIENT CABLE - 3 LEAD MULTI-LINK	3	~10 ft.	12-Pin 	Dual/Shielded Compatible with GE Multi-Link®  WHITE BLACK RED	Reusable Leadwire Sets RPI Part #'s LKM052 & LKM053 NOTES: • OEM Part #1554AA0
KED021	PATIENT CABLE - 5 LEAD MULTI-LINK	5	~10 ft.	11-Pin 	Dual/Shielded Compatible with GE Multi-Link®  GREEN WHITE BLACK RED BROWN	Reusable Leadwire Sets RPI PART #'s LKM052, LKM053, LKM054, LKM055, LKM056 & LKM057 NOTES: • OEM Part #2017003-001 & 412931-001